

350428-4 ✓ ACTIVE

MATE-N-LOK | Universal MATE-N-LOK


TE Internal #: 350428-4

Rectangular Power Connectors, Header, Receptacle, Wire-to-Board, 2 Position, 6.35 mm [.25 in] Centerline, Printed Circuit Board, Universal MATE-N-LOK

[View on TE.com >](#)



Connectors > Power Connectors > Rectangular Power > Rectangular Power Connectors



Rectangular Power Connector Type: **Header**

Connector & Housing Type: **Receptacle**

Connector System: **Wire-to-Board**

Number of Positions: **2**

Centerline (Pitch): **6.35 mm [.25 in]**

Features

Product Type Features

Rectangular Power Connector Type	Header
Connector & Housing Type	Receptacle
Connector System	Wire-to-Board
Sealable	No
Connector & Contact Terminates To	Printed Circuit Board

Configuration Features

Number of Positions	2
PCB Mount Orientation	Vertical
Number of Power Positions	2
Number of Rows	1

Electrical Characteristics

Operating Voltage	600 VAC
-------------------	---------

Contact Features

Contact Layout	Inline
----------------	--------



Multiple Contact Types	Without
Contact Current Rating (Max)	12 A
Contact Retention Within Housing	Without
Contact Type	Pin
PCB Contact Termination Area Plating Material	Tin
Contact Mating Area Plating Material	Gold
Contact Mating Area Plating Material Thickness	.76 – .91 μm [30 – 36 μin]
Underplate Material Thickness	1.27 μm [50 μin]
Contact Termination Area Plating Thickness	2.54 μm [100 μin]

Termination Features

Termination Post & Tail Length	3.05 mm[.12 in]
Termination Method to Printed Circuit Board	Through Hole - Solder

Mechanical Attachment

Strain Relief	Without
Mating Alignment Type	Polarization
Mating Alignment	With
PCB Mount Alignment	Without
Panel Mount Feature	Without
PCB Mount Retention	Without
Connector Mounting Type	Board Mount
Mating Retention	With
Mating Retention Type	Positive Lock

Housing Features

Centerline (Pitch)	6.35 mm[.25 in]
Housing Color	Natural
Housing Material	Nylon

Dimensions

Width	7.62 mm
PCB Thickness (Recommended)	1.57 mm[.062 in]
Height	13.97 mm
Length	13.97 mm

Usage Conditions



Operating Temperature Range	-40 – 105 °C[-40 – 221 °F]
-----------------------------	----------------------------

Operation/Application

Assembly Integration Feature	Without
Circuit Application	Power

Industry Standards

CSA Rating	Certified
UL Flammability Rating	UL 94V-2
Glow Wire Rating	Standard Part - Not Glow Wire
Agency/Standard Number	E28476
Agency/Standard	CSA, UL
UL Rating	Recognized
CSA File Number	LR7189
VDE Tested	Yes

Packaging Features

Packaging Method	Bag
Packaging Quantity	100

Other

For Use With	Mates with Plug Housing (Using Socket Contacts)
--------------	---

Product Compliance







[For compliance documentation, visit the product page on TE.com>](#)

EU RoHS Directive 2011/65/EU	Compliant
EU ELV Directive 2000/53/EC	Compliant
China RoHS 2 Directive MIIT Order No 32, 2016	No Restricted Materials Above Threshold
EU REACH Regulation (EC) No. 1907/2006	Current ECHA Candidate List: JUNE 2022 (224) Candidate List Declared Against: JUNE 2022 (224) Does not contain REACH SVHC
Halogen Content	Low Halogen - Br, Cl, F, I < 900 ppm per homogenous material. Also BFR/CFR/PVC Free
Solder Process Capability	Wave solder capable to 265°C

Product Compliance Disclaimer



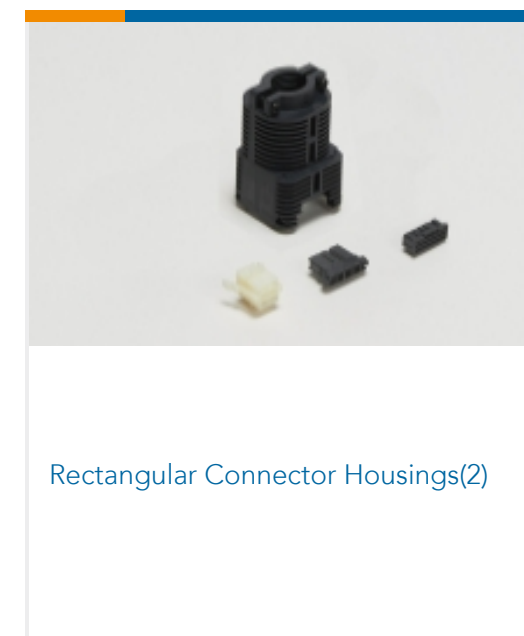
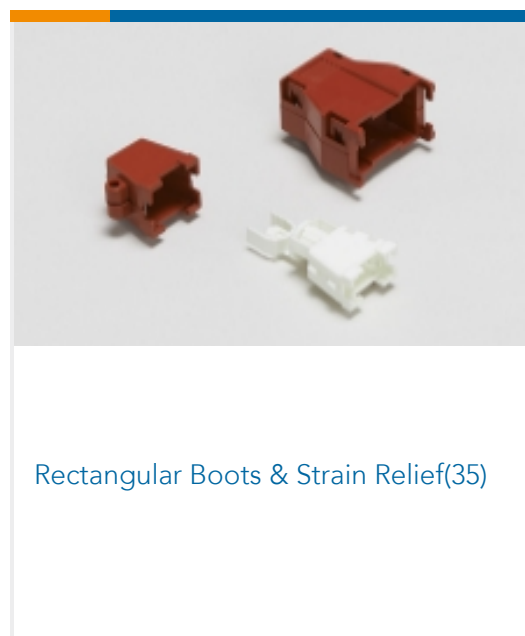
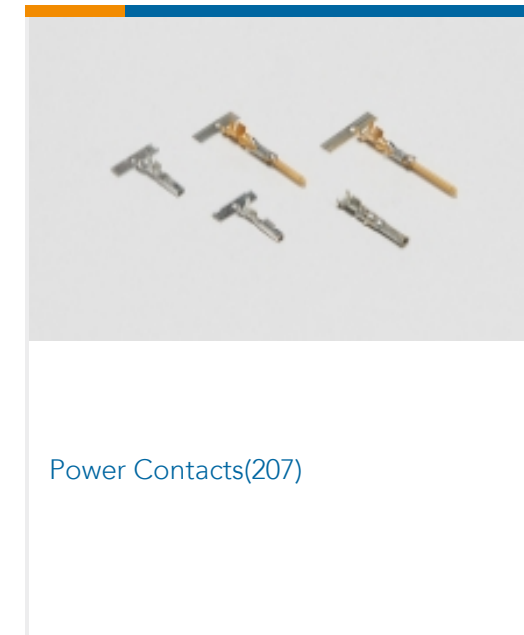
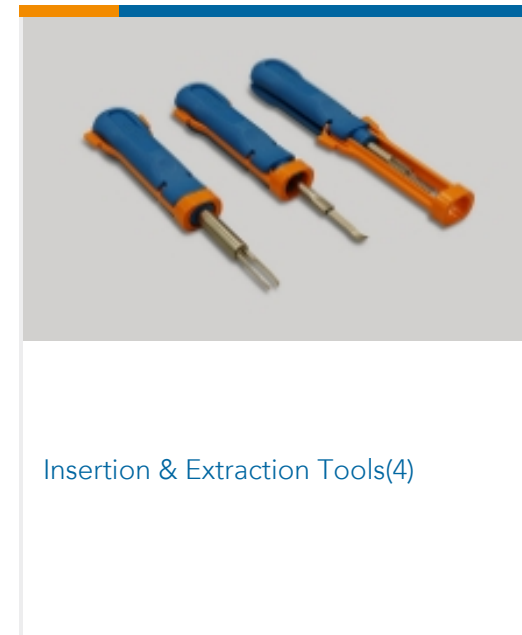
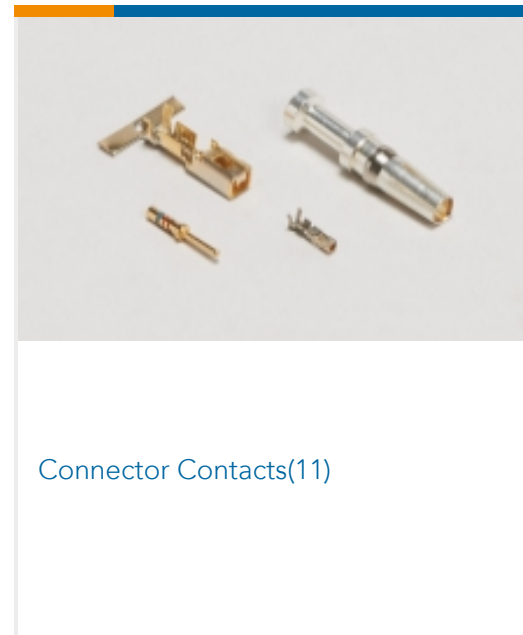

This information is provided based on reasonable inquiry of our suppliers and represents our current actual knowledge based on the information they provided. This information is subject to change. The part numbers that TE has identified as EU RoHS compliant have a maximum concentration of 0.1% by weight in homogenous materials for lead, hexavalent chromium, mercury, PBB, PBDE, DBP, BBP, DEHP, DIBP, and 0.01% for cadmium, or qualify for an exemption to these limits as defined in the Annexes of Directive 2011/65/EU (RoHS2). Finished electrical and electronic equipment products will be CE marked as required by Directive 2011/65/EU. Components may not be CE marked. Additionally, the part numbers that TE has identified as EU ELV compliant have a maximum concentration of 0.1% by weight in homogenous materials for lead, hexavalent chromium, and mercury, and 0.01% for cadmium, or qualify for an exemption to these limits as defined in the Annexes of Directive 2000/53/EC (ELV). Regarding the REACH Regulation, the information TE provides on SVHC in articles for this part number is based on the latest European Chemicals Agency (ECHA) 'Guidance on requirements for substances in articles' posted at this URL: <https://echa.europa.eu/guidance-documents/guidance-on-reach>

Compatible Parts

 <p>TE Part # 1-480698-0 02P UMNL PLUG HSG NATL</p>	 <p>TE Part # 794815-1 02P UMNL CAP HSG,HI TEMP</p>	 <p>TE Part # 1703062-1 CAP, 2 CIRCUIT , UNIVERSAL MATE-N-LOK</p>	 <p>TE Part # 1586856-1 02P UMNL CAP HSG, GW</p>
 <p>TE Part # 640713-1 02P UMNL STR/REL & INSERT</p>	 <p>TE Part # 1-350589-0 STR/REL CLAMP NATL</p>	 <p>TE Part # 350811-1 STR/REL CLAMP</p>	 <p>TE Part # 640713-2 02P UMNL STR/RELIEVE</p>
 <p>TE Part # 794269-1 02P UMNL INTERFACE SEAL</p>	 <p>TE Part # 794991-1 02P UMNL BLACK INTERFACE SEAL</p>	 <p>TE Part # 350848-2 02P UMNL PLUG TEST ASSY 94VO</p>	 <p>TE Part # 643250-1 02P UMNL ASSY MOD HSG V0</p>
 <p>TE Part # 1703062-2 CAP, 2 CIRCUIT , UNIVERSAL MATE-N-LOK</p>	 <p>TE Part # 1703062-3 CAP, 2 CIRCUIT , UNIVERSAL MATE-N-LOK</p>	 <p>TE Part # 1703062-4 CAP, 2 CIRCUIT , UNIVERSAL MATE-N-LOK</p>	 <p>TE Part # 1969830-2 06P UMNL SOK HDR ASSY 94VO GW, AU</p>



Also in the Series | Universal MATE-N-LOK



Documents

Product Drawings

02P UMNL PIN HDR ASSY NATL AU

English

CAD Files

3D PDF

English

Customer View Model



[ENG_CVM_350428-4_Y.2d_dxf.zip](#)

English

Customer View Model

[ENG_CVM_350428-4_Y.3d_igs.zip](#)

English

Customer View Model

[ENG_CVM_350428-4_Y.3d_stp.zip](#)

English

3D PDF

3D

Customer View Model

[ENG_CVM_CVM_350428-4_AH.2d_dxf.zip](#)

English

Customer View Model

[ENG_CVM_CVM_350428-4_AH.3d_igs.zip](#)

English

Customer View Model

[ENG_CVM_CVM_350428-4_AH.3d_stp.zip](#)

English

By downloading the CAD file I accept and agree to the [Terms and Conditions](#) of use.

Datasheets & Catalog Pages

[SOFT_SHELL_PIN_SOCKET_CONNECTORS_STANDARD_DENSITY](#)

English

Product Specifications

[Application Specification](#)

English

Product Environmental Compliance

[MD_350428-4_04242018713_dmtec](#)

English

[MD_350428-4_04242018713_dmtec](#)

English

Agency Approvals

[CSA Certificate](#)

English